



ADVANCED ANALYTICS

Visualize data with predefined or custom dashboards to surface insights and optimize decision making

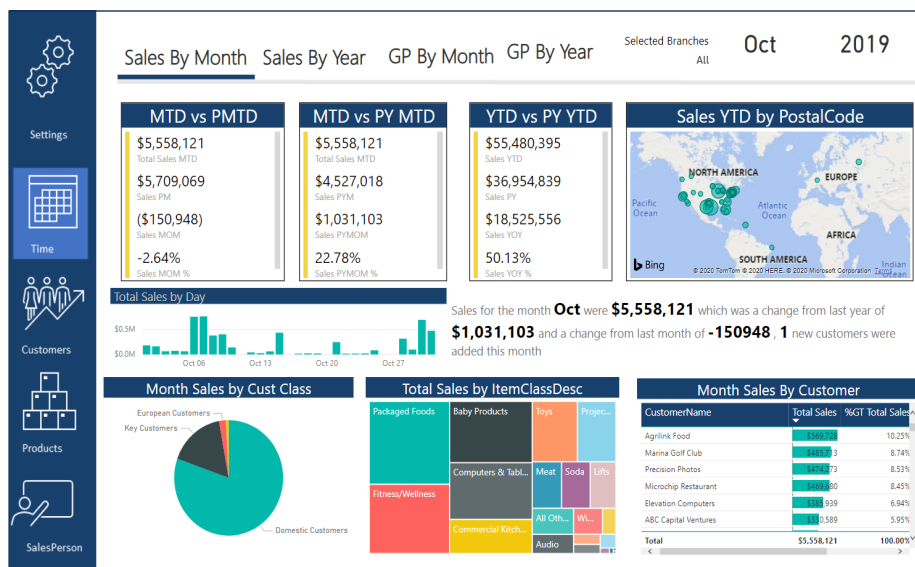
- Based on the latest Power BI technology, Advanced Analytics enables you to visualize your data to uncover insights and optimize decision making
- With self-serve, web-based access to reports and analysis, users can explore secure data anytime.
- Easily configure customized reports and analysis as needed.
- Analyze every aspect of your billing and payment operations to improve your results, including renewal rates, churn, annual recurring revenue (ARR), monthly recurring revenue (MRR), average contract value, product analysis, lost customers, and much more.

Features for Maximum Performance:

Advanced Analytics enables you to uncover actionable insights, including:

- Multiple views of churn analysis
- Monthly and annual recurring revenue broken down by categories such as new, continuing, upsell, contracting, ending, and one time
- Future billings and revenue projections based on retention experience and marketing growth rates
- Average contract values
- Lost customer and product analyses

Sales Dashboard



Advanced Analytics provides Acumatica with a business intelligence solution that is flexible, affordable, and easily deployed. It provides valuable insights into every aspect of your business, including sales and recurring revenue views.

KEY BENEFITS

Derive Insights

Visualize data and derive significant business insights quickly and easily.

Inform Decision Making

Access to valuable analytics helps your team make more informed, data-driven decisions.

Optimize for Growth

Identify trends and insights that inform and optimize your actions to align with growth objectives.

Anticipate Needs

Instead of looking at past data, the visuals help predict future performance, allowing you to proactively anticipate needs.

Monitor and Adapt

Real-time data allows you to monitor all aspects of the business, including changing conditions.

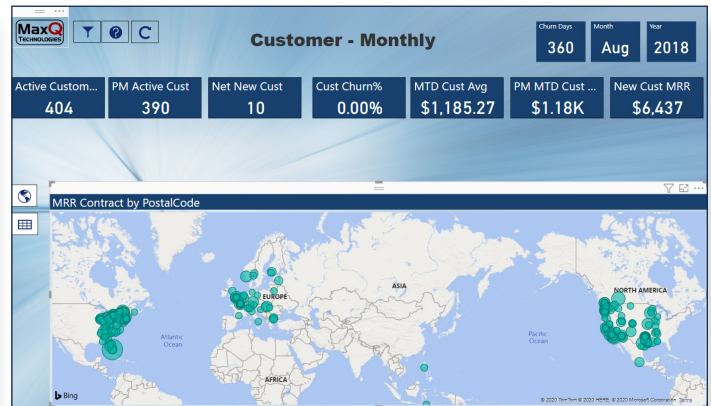
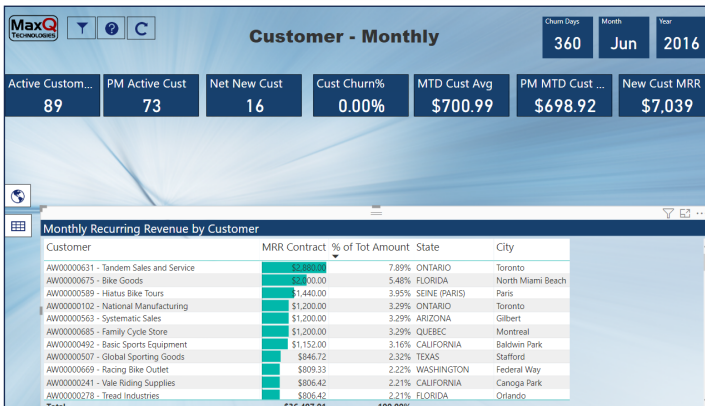
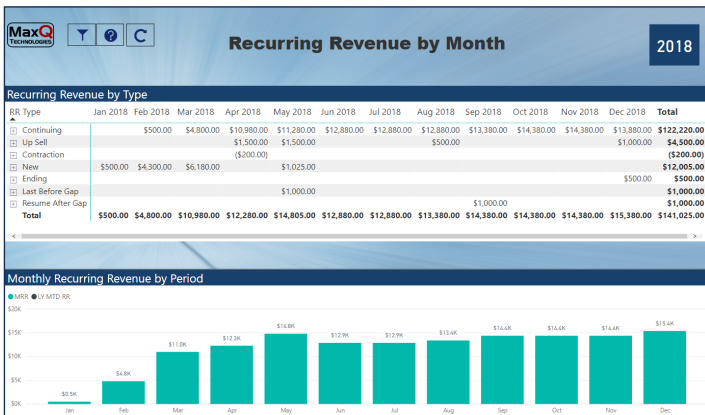
Mitigate Risks

Identify potential risks early on to mitigate problems before occur.

Additional Features

Automated Report Generation and Revenue Forecasts

- Set parameters by contract class or other terms for analysis
- Perform automated historical comparisons by quarter, month, year over year, or other configurable selections
- Perform renewal forecasts based on historical retention rates
- Automated views of the number of completed renewals, renewals due, and past due



Seamless Integration



Advanced Analytics integrates seamlessly with MaxQ's Advanced Revenue Management (ARM) suite.

Designed to work with MaxQ's Advanced Billing and Advanced Payments modules, Advanced Analytics displays data from Acumatica in appealing and digestible visualizations.